

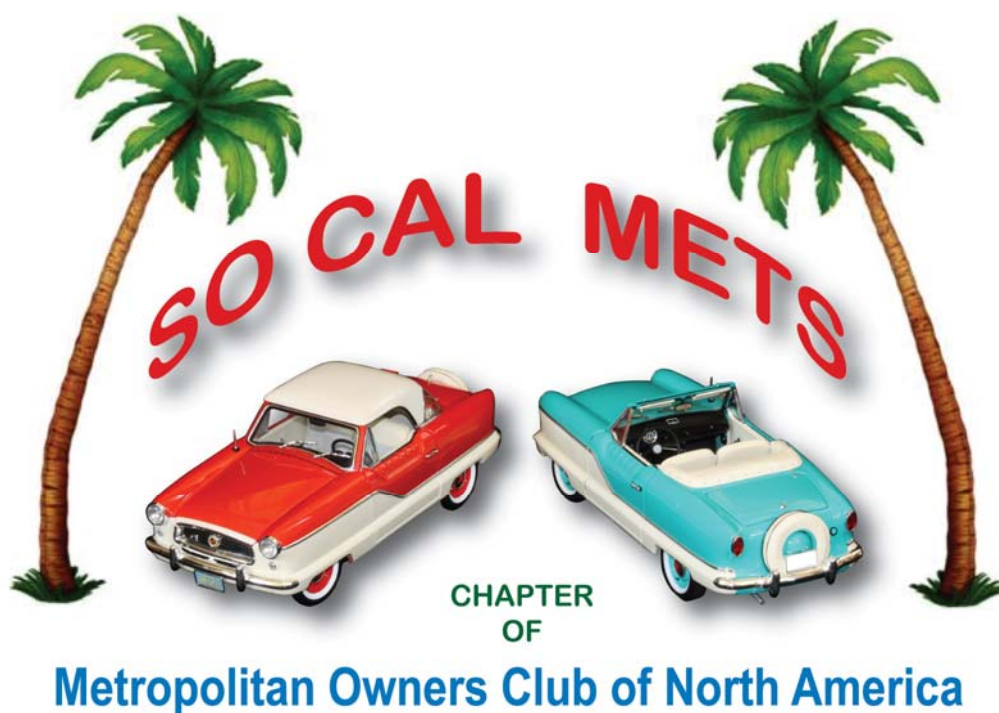
Metropolitan Manifold

OFFICIAL PUBLICATION OF SO CAL METS

www.socalmets.com

MAY-JUNE 2011

No. 4



President:	Ed McCallister	722 N. Archwood	Brea	562-355-3644
Vice President	George Mocabee	1400 W. 13th St., #195	Upland	626-945-5988
Secretary-Treasurer	Gwen Tolleson	1949 Smokewood Ave.	Fullerton	714-525-8830
Newsletter Editor	Ken Conner	17002 Bolero Lane	Huntington Beach.	714-846-5003



2011

SO CAL METS Calendar

Editor's Email: kconner@socal.rr.com

Club website: www.socalmets.com

Workshops: Every 3 months normally. Meetings: Every 3 months normally. Outings: Every Month

Day & Date	Event	Location & Hosts	Start
Sunday, July 17	Meeting & Cruise	1949 Smokewood Ave., Fullerton Host: Gwen Tolleson 714-525-8830	1:30 PM
Wed July 27- Sat July 30th	INTERNATIONAL METRO MEET	KENOSHA, WISCONSION See Flyer	Wed July 27- Sat July 30th
Saturday, August 6	Coastal Cruise Towards Laguna	Meet at & tour Crevier Auto Collection 365 B Clinton St., Costa Mesa	11:00 AM
Sunday, September 4	Street Fair & Show	427 W. Malvern, Fullerton 714-992-1486 Hosts: Martyn & Chuck Tourdot	11:00 AM
Saturday, Sept 24	Tour of Bauman Collection	1944 Spruce St., Riverside Hosts: Ronnie & Barbie Bauman 951-683-8060	10:00 AM
Sunday, October 9	Meeting	427 W. Malvern, Fullerton 714-992-1486 Hosts: Martyn & Chuck Tourdot	1:30 PM
October 19-23	Run-To-The-Sun	Lake Havasu City, AZ	See Flyer
Saturday, November 12	Workshop	17002 Bolero Lane, Huntington Beach Hosts: Ken & Judy Conner 714-846-5003	9:00 AM
Sunday, December 4	Christmas Party	La Vie En Rose <i>Country French Cuisine</i> 240 S. State College Blvd., Brea \$27.00/Person	2:00 PM
Saturday, December 10	Laguna Niguel Holiday Parade	Directions TBA	
Sunday, January ?	Meeting	You?	

welcome welcome

Though membership chairman Tony Bilotti has sent “Welcome Letters”, we’d like to acknowledge all new members since March. They are:

Tony & Marilyn English of Coto De Caza.
Joe & Laurie Nowocinski of Trabuco Canyon.
Frank & Phyllis Romleski of Los Angeles.
Paul & Allison Van Wig of Long Beach.
Mat Remfert of 29 Palms.
Patrick Milburn of Palmdale.
Jim & Lisa Houpt of Pasadena.
Larry & Virginia Larkin of Lakeside

WELCOME ONE AND ALL! WE HOPE TO SEE YOU AT ONE OF OUR UPCOMING EVENTS.



Thanks to Nate Hall we have become aware of an “All British Cars” gathering on the 3rd Sunday of every month. 9:00 AM.

What also makes it enjoyable is the location. It takes place at the Golden Cove Shopping Center on the cliffs overlooking the ocean in beautiful Rancho Palos Verdes. Use MapQuest for the intersection of Hawthorne and Palos Verdes Drive West.

From Long Beach you can catch W. 25th St. (at the end of Gaffey or Western Blvd. in San Pedro) which will turn into Palos Verdes Drive West. From Redondo you can take PCH to P.V. Blvd. which turns into P.V. Dr. West.

It’s a beautiful, winding, drive up there. Great in a sports car but fun in a Met too.



On May 7th Martyn Tourdot enticed the Conner's, the McCallister's and Tony Bilotti to join her at the 5th annual Cal Poly Pomona Tractor & Car Show! Yes, tractors!. Having grown up on tractors in Nebraska, your editor jumped at the invitation. While some people may associate Cal Poly with the cleverly engineered Rose Parade floats each New Years day, agriculture still plays a significant roll in the school curriculum. The valley setting made for a relaxed country atmosphere for the show.





Notes of a Novice Mechanic



It wasn't too broken so I fixed it and broke it better! My Met was getting to the point where it hesitated when I accelerated from a slow RPM. High RPM was fine. It was suggested to me that the distributor points were possibly too close together. Another suggestion was that the accelerator pump in the carburetor needed attention.

So I went out and bought a set of feeler gauges and cleaned and adjusted the points to the recommended 15 thousandths' gap. Of course I had to turn the motor over so the distributor's cam lobes would be at the right position. To turn the motor I squeezed the fan belt tight so the fan didn't slip and with some passion thought that was working. About that time I noticed water slowly dripping from the underside of the water pump! I did remember hearing upon cold starts a rattling sound that sounded like bad water pumps I've heard before. However after the car warmed up the sound went away. Whatever, it was leaking and experts predicted that the seal on the water pump shaft was probably the culprit. It needed to be fixed sooner than later.

Looking back I may have tweaked the pump and its shaft. After I spotted the leak I switched to a large socket wrench on the crankshaft pulley nut to turn the engine. But now I had a bigger problem. A leaky water pump above and a leaky timing chain cover below!



My timing chain cover was not leaking oil badly, however if the water pump had to be extracted, now was the time to fix the cover as well. Met covers were unfortunately made with a felt oil seal around the hole through which the crankshaft extension spins and fan pulley connects to. An improvement on the felt has been neoprene or a modern rubber/plastic oil seal. The problem is fitting one around the original hole. A few years ago Dave Diller in Los Angeles found that he could solder a metal collar around the hole which would then hold a better oil seal. You could get an improved cover from him and give him your original in exchange. One of his is pictured below. I had purchased one from him about a year ago so that is what I had installed this time.



The alternative is to purchase a new timing chain cover for an MGA. They are improved with a better oil seal and you can buy the seals separately when they need replacing. My British mechanic, Chris Gough told me that the MGA covers are getting hard to come by. They cost over \$100.00. Twice Dave's price. kc



Our open meeting May 22nd started out with a great breakfast at LaHabra's newly refurbished "Pepper Shaker" restaurant at Harbor & Imperial. Restaurant owner Peter Lembesis loves our Mets and saw to it that we parked right in front. Afterwards we headed in the direction of Ed & Betty's home but were treated to an out-of-the-way cruise first. A surprising part of the route had our five Mets enter the lower West side of a near-empty parking structure by old town Brea. Ed McCallister led us in an upward spiral to what we assumed was going to be the top floor. The surprise was exiting before we did reach the top and discovering that we were at "street level" in the renovated "old town" section. We cruised North out of town on the old eucalyptus lined road beside the 57 freeway for a ways, then back and eventually arrived at Ed & Betty's.




What fun!




W O R K S H O P

June 4th





The June workshop was all about fixing George Mocabee's electrical problem. George & Norma had come to a stop on the 57 Freeway, May 29th on their way down to join us at Original Mike's in Santa Ana. They got towed home ok.

At the work shop George & Ed McCallister suspected the Voltage Regulator. With the regulator off the firewall George cleaned and adjusted the points & air gaps to the service manual tolerances. Satisfied that the regulator was ok, it was finally determined that the Generator was not putting out! Later, George took the generator to Art's Electric, a one person auto electric shop in Ontario. 81 years young Art told George that the brushes were so worn down it started to ground the unit. When this happens the armature becomes magnetized and will not put out any voltage because it is sending voltage to the casing. So with a new armature & rewire job George's yellow beauty is once again purring.



Ed McCallister says that he has learned the hard way to **never screw around with the set screw atop the left coil**. (Follow red arrow in illustration b). Changing that can make the generator overwork itself. The overall advice is to maintain recommended air gap tolerances and voltage settings. See the service manual for the numbers.



HB Concours d' Elegance



Sunday, June 5th, two of we So Cal Mets members were in the Huntington Beach Concours show. It takes place yearly in beautiful Central Park below the main branch library on Talbert St. Tony Bilotti had been there before and invited yours truly to join him. Since I live in the city I agreed to join him although my Met is no concourse car. Tony had us register in a class called "British Saloon Driver". "Saloon" means hard top so that eliminated all kinds of rag-top British classics to compete with. The hard tops there were full size stately sedans and apparently all registered as "concourse" except for one. So come time for trophies, my flashy Met took third, Tony's sheet metal perfect Met took 2nd and a giant 4 door Bentley took 1st! See photos.





Original Mike's



An old auto dealership restored into a restaurant was our destination on Sunday, May 29th. More than an eatery, Original Mike's at 100 S. Main St., Santa Ana holds scheduled car shows on the large lot. The show known as Gasoline Alley, was a relaxed event for our group of seven Mets and one Rambler-Mother-Ship. Ronnie & Barbie Bauman's Met & Chuck Tourdot's Rambler each won trophies. Ed McCallister won a T shirt.





Thanks to *Gwen Tolleson* and *Martyn Tourdot* our first annual chapter picnic was an absolute success! The setting was the beautiful rolling hills of *Craig Regional Park* in *Fullerton*. The ladies made a special trip at 7:00 AM and laid claim to a scenic canyon site with shade trees and a view of the lake.

Making up the group were *Gwen & Tom Tolleson*, *Martyn & Chuck Tourdot*, *Ed & Betty McCallister*, *George & Norma Mocabee*, *Ken & Judy Conner*, *Tony & Jackie Bilotti*, *Ronnie & Barbie Bauman*, *Renee & Nick Anderson*, *Rolly & Joan Bitterman*, *Nate Hall & Armando Reyes*.

Nine colorful *Metropolitans* made our presence known.

Gwen had made up dish assignments and no one went home hungry. After lunch we had a bean count contest, 50/50 raffle and a white elephant sale which netted \$625.00! *Ronnie Bauman* was a great auctioneer!

Thank you *Renee' Anderson* for taking on the task to getting us shirts and hats decorated with our *So Cal Mets* logo. She had some test caps which were sold at the auction. She was also modeling a ladies shirt with our logo decorated in rhinestones. It looks like we guys will be getting men's T shirts digitally printed. Orders will be accepted soon.





