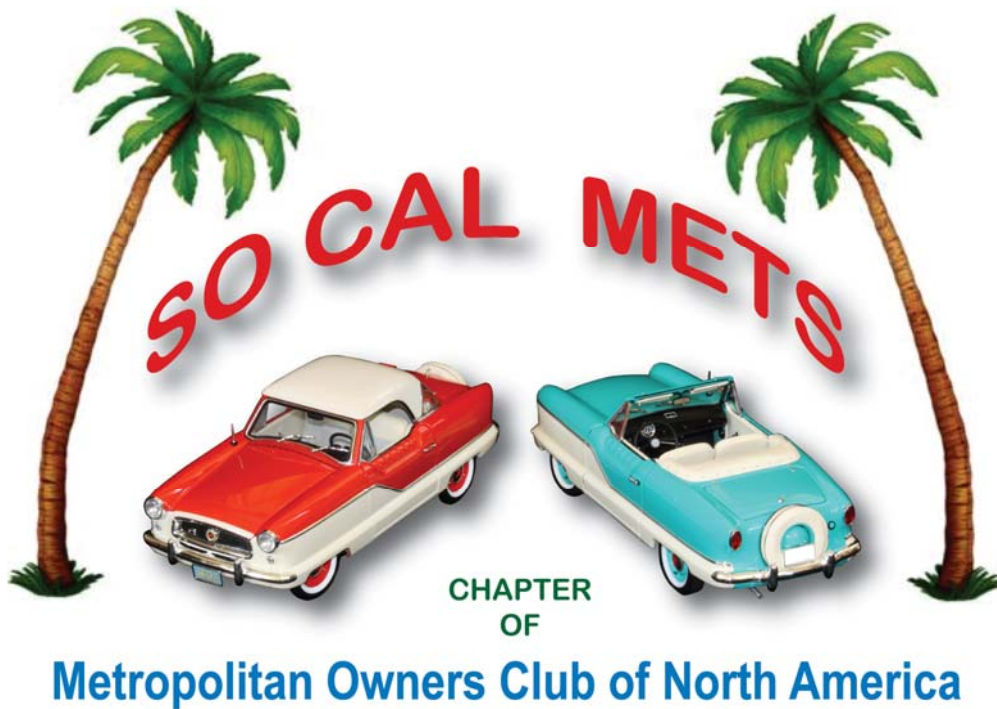


# *Metropolitan Manifold*

OFFICIAL PUBLICATION OF SO CAL METS

[www.socalmets.com](http://www.socalmets.com)

SEPT-OCT 2011  
No. 5



President:	Ed McCallister	722 N. Archwood	Brea	562-355-3644
Vice President	George Mocabee	1400 W. 13th St., #195	Upland	626-945-5988
Secretary-Treasurer	Gwen Tolleson	1949 Smokewood Ave.	Fullerton	714-525-8830
Newsletter Editor	Ken Conner	17002 Bolero Lane	Huntington Beach.	714-846-5003



# 2011-2012

## SO CAL METS Calendar

Editor's Email: [kconner@socal.rr.com](mailto:kconner@socal.rr.com)

Club website: [www.socalmets.com](http://www.socalmets.com)

Workshops: Every 3 months normally. Meetings: Every 3 months normally. Outings: Every Month

Day & Date	Event	Location & Hosts	Start
Saturday, November 12	Workshop	17002 Bolero Lane, Huntington Beach Hosts: Ken & Judy Conner 714-846-5003	9:00 AM
Sunday, December 4	Christmas Party	La Vie En Rose <i>Country French Cuisine</i> 240 S. State College Blvd., Brea \$27.00/Person	2:00 PM
Saturday, December 10	Laguna Niguel Holiday Parade	27001 Moulton Parkway (& Oso) Aliso Viejo Parking lot between Pancake House & 7-11	8:15 AM
Sunday, December 18	Christmas Lights Potluck & Cruise	427 W. Malvern, Fullerton 714-992-1486 Hosts: Martyn & Chuck Tourdot	4:00 PM
Sunday, January 8	Brunch & Meeting	Fullerton Elks, 1400 Elks View Lane. Afterwards, Meeting at Gwen's	9:00 AM
Sunday, January 29	Car Show & Lunch	Original Mikes 100 S. Main St., Santa Ana	11:00 AM - 2:00 PM
Sunday, February 12	Sweetheart Luncheon	Griswolds 515 W. Foothill Blvd. Claremont, Ca.	?
Saturday, March 3	Festival of Whales Parade	Dana Point	
Saturday, March 31	Breakfast Cruise	Ruby's Train Station Depot Old Town Orange	9:00 AM
Friday & Saturday April 13 & 14	Unique Little Car Show	Phoenix, Arizona	
Sunday, April 29	Inland Empire Cruise	Hosted by the Bauman's	
Sunday, May 6	Meeting	722 Archwood, Brea Hosts: Ed & Betty McCallister 562-6906263	1:30 PM
Saturday, May 19	Poker Run	Fullerton Area	
Saturday, May 26	Work Shop	1404 Fairhill Dr. Riverside, CA Renee & Nick Anderson 951-682-4475	9:00 AM
Saturday, June 23	CLUB PICNIC Pot Luck	Craig Park, 3300 N State College Blvd. Fullerton 50/50 Raffle, White Elephant Sale Bring quality items for the sale	10:30 AM
Sunday, July 15	Meeting	1949 Smokewood Ave., Fullerton Host: Gwen Tolleson 714-525-8830	1:30 PM

Revised 10-10-2011



## Chapter Christmas Party

La Vie En Rose Country French Cuisine  
240 South State College Blvd.  
Brea, CA  
NW corner 57 Fwy & Imperial Hwy

Gift Exchange: If you wish to participate in the gift exchange, bring a wrapped gift valued under \$15.00. Later be ready to steal someone else's already opened gift.



Saturday, November 12  
9:00 AM

Workshop: A place to take your Met and work on it with the likelihood of getting advice from someone less confused than yourself!

Coffee & Doughnuts

At the Conner's, 17002 Bolero Lane, Huntington Beach, 714-846-5003

# Laguna Niguel Holiday Parade

Join us  
December 10th

Meet at 27001 Moulton Parkway, (& Oso) , Aliso Viejo, in parking lot between Original Pancake House & 7-Eleven store.. Time 8:15 AM Questions? Call Ed McCallister 562-355-3644

## A PEEK AT PERFECTION



Some men are known to keep a lucky coin, knife or some sort of tool in their pocket . Ronnie Bauman carries an eight inch crescent wrench! The dependence on the versatile “crescent” may have come from the genes of his Grandfather Nathan Bauman. In 1907 Ronnie’s grandfather demonstrated the Bauman ability to recycle things . The Riverside, CA store which sold refurbished goods, later expanded to sell auto parts and building supplies. Ronnie’s father Jack Bauman grew up with the business and eventually took over the auto dismantling side of things. Ronnie’s uncle’s took over the building supply side and it continues today just down the street. With their father Jack, Ronnie and his younger brother Gary nourished the dismantling

operation into a successful business. They were California’s oldest auto dismantler! That business is ongoing, at the same spot, but under new ownership.

Today the essence of the Bauman name is towing! There are many automobile dealers, repair shops, insurance companies and police departments in the greater Riverside area. One would be hard pressed to hear a bad word about Bauman Towing from any of them. Ronnie says “We treat people the way they want to be treated”. “There are no unhappy customers”. When asked “What’s the best improved towing tool over the years?” Ronnie answers “The flatbed truck whose bed tilts down, then slides back to the ground“. Awards: Ronnie is most proud of an award given by his peers and competitors in Chattanooga, Tenn. last year. Ronnie Bauman was inducted into the International Towing & Recovery Hall of Fame!

It is not surprising that Ronnie & his wife Barbie belong to several car clubs including: The Riverside-Corona Chapter of The Model T Ford Club, Orangeblossom A’s from Riverside, The West Coast Crosley Club, Riverside Roadsters, Antique Automobile Club of America Palm Springs / Inland Empire Chapter, Met Club of CA and are charter members of So Cal Mets.

It is also not surprising that many members have been curious to see the Bauman compound where Ronnie’s “models of perfection” originate from. Thus after much preparation the Bauman’s held a warm hearted “Open House” on September 24th. Among the immaculate cars on display was Ronnie’s 1959 hard top which at the 2009 Sacramento International Met Meet, won the “Bronze Concourse” award, the Nancy Gnepper award for cleanest engine and, THE BEST OF SHOW!



Greg Hill, Willard Ostler and “Bounce” Stewart reflect the typical look of amazement at seeing the standards of restoration set forth by Ronnie Bauman.

# Guest Parking



# Bauman Collection



Guess who is finally going to have her own Met? Yes, Ronnie's wife Barbie. It will be the Bauman collection's first red & white "driver". It will surly be as exquisite as previous Bauman Mets. Barbie says "This one will have an 1800 engine!"



Metropolitan Owners Club of North America (MOCNA) president Brad Swiggart paid a surprise visit to the Bauman open house.

“Details”






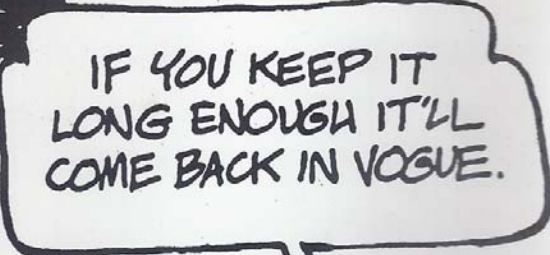
# Friends



# SHOE By Jeff MacNelly



JUNK IS LIKE FASHION...



IF YOU KEEP IT LONG ENOUGH IT'LL COME BACK IN VOGUE.

© 1990 Tribune Media Services, Inc.  
All Rights Reserved




8-51



HOW LONG DO YOU THINK YOU'LL HAVE TO HANG ONTO THIS NASH METROPOLITAN?

MACNELLY

# METS IN ALASKA



Fourth Avenue in Anchorage before the quake. coe

We had only been home from the Kenosha meet for eight days when we departed on a long planned land/cruise tour of Alaska. Weeks before I had considered contacting any of the four MOCNA members there and possibly visiting with them in Anchorage. Unfortunately excursion timing took precedence and by the time we were actually involved in sightseeing it slipped my mind. Among the distractions, was a float plane trip and a flight in a fixed wing, ski plane, which landed on a glacier at the base of Mt. McKinley!

It was on our return pass through Anchorage with an hour stopover, that Judy bought the above book 'The Great Alaska Earthquake' by Stan Cohen. On the coach to Whittier to board the ship I began looking at the dramatic photos of the earthquake damage and lo...on page 2 was the above photo of a Met on Fourth Ave in Anchorage. That made me discusted at myself for not getting in touch with any Met people in the area so I vowed to try by Email when we got home. Once unpacked I sent an Email to the four MOCNA Alaskan's. I asked if they knew anything about the Met pictured in the book. I got a great reply from James David Mackey, MOCNA 8562. Below is his interesting response:



"Hello Ken, That is a Black and White 1960 Nash Metropolitan. There used to be a big picture of it posted in the window of the 4th Avenue Theater. The pictured showed it parked in front of that theater in 1964. It is no longer there as the theater was closed a few years ago. It may be the same one I purchased in 1998 from Anna True of Skagway, AK. She was the widow of J. D. True. He was a MOCNA member before his death. He was also an engineer on the White Pass & Yukon Railroad. You may be interested to know that he wrote and had published 2 small books of his life and times as engineer on that railroad. Titles: "It Happened On The White Pass" by J. D. True and "Along The White Pass High Iron". When I purchased his metro, Anna gave me both of those books. I never met her in person as I was working in Anchorage at the time for the US Air Force and could not get the time off to go look at or transport it to Anchorage. I virtually bought it sight unseen except for a photo of it that Anna sent me. I hired a friend ( Harry Zolla) to drive down to Skagway with an empty trailer and a check made out to Anna for the price she wanted for it. My one instruction to Harry was to check the undercarriage and frame. If not rotted away, give Anna the check and bring it back for me. In the summer of 2000, it was finally ready for the road again. Two years of restoration with a lot of help from my friends from all different trades. Even had special tools made for it by a friend. It now has over 14,000 miles on it since the restoration and is my daily driver in the good weather. It is also my pride and joy. And kids of all ages love it. I let anyone who wants to of any age sit in it and enjoy it as I restored it to bring smiles to peoples faces. Not to put it under glass with a "Do Not Touch" sign on it. Well Ken, I hope I haven't bored you with all this. And as to why I bought it is another story in itself. Wish you had given me a call while you were up here. James David Mackey MOCNA #8562, Member also of (AAMA) Antique Auto Musers of Alaska. PS My baby is Doodlebug and the AK. plate is UNEEQ1".



In a follow up message, James David Mackey speaks very highly of Dale Cheney of Carson City, NV who helped him immensely in the restoration of his Met. He is friends with the other three MOCNA members in the Anchorage area and believes there are six or seven Mets around the State. Unfortunately not enough to form a MOCNA chapter.

James encourages any MOCNA member to visit him when in Anchorage during the summer months.

In winter he lives with his wife in Thailand on their farm.



# Tech Talk

If this page looks familiar it's because you saw it in the Jan-Feb newsletter. My Met's brake lights were not working and I made the repair by installing the new Napa SL143 switch shown here.

Now it is 9 months & 948 miles later & I've had to do it again! The current replacement switch is now a round post terminal style & while it appears to be of less quality, it does have a larger hole for the brake fluid to fill up and that may be an improvement in transmitting fluid pressure to the sensor. The down side is that I had to change out the flat slide-on clips for round post clips. In the process of doing this latest fix, I picked up a short-cut suggestion from Ed McCallister.

We assumed that since both lights were not working, the bulbs were not the problem. So Ed said, first turn on the ignition switch and short across both terminals of the brake light switch. If brake lights come on, the wire from the ignition switch is good. If they don't come on, the wire is bad. Next step on brakes with all wires attached (not shorting across switch). If lights do not come on the switch is bad.



In January Ed had me make up a long insulated wire with alligator clips on each end. For testing purposes I connected one end of the wire to one terminal on the brake light switch (as pictured above). I took the other end of the wire and at the firewall touched the right side of the starter solenoid (which leads to the battery). The ignition switch needs to be turned on during the tests.

If the brake lights come on at that point, that tells you that the wiring is good. However if the lights do not come on, switch the test wire to the other brake light terminal and if the lights then come on, you have proved that the wiring to the brake lights and the bulbs are good.

Last time Ed said that it is possible that there had been an air bubble inside the switch. So this time before screwing in the new switch, I filled the hole in the back of the switch with brake fluid! Again I had my mechanic helper Judy carefully depress the brake pedal as I unscrewed the old and replaced the new switch, all the while preventing brake fluid from receding into the line which would have left air in the line. You'll probably need to top off the fluid in the brake master cylinder when finished.

kc

# Memories of Kenosha



The above photo was taken July 29th in Kenosha, Wisconsin at the 2011 International Metropolitan Meet. Because the car is known as a "Nash" Metropolitan this one is a permanent fixture in the school library of the Charles W. Nash Elementary School. The school is about three years old, teaches kindergarten through fifth grades with over 700 students. Charles Nash was the president of Nash Motors in Kenosha which made the Nash Rambler there until the company was bought out by AMC (American Motors Corp). The school was kind enough to have an Ice Cream Social for our group.



Standing with Judy & I is Donny Conn who was the drummer for the 50's musical group "The Playmates". Donny was our meet's guest of honor because one of their hits back then, was a novelty tune called "The Beep Beep Song". You might recall the song. It starts out slow with the lyrics describing a "little Nash Rambler" keeping up with a Cadillac. The tune ends in a fast tempo and the Nash driver yelling out to the Caddie "Hey buddy how do you get this car out of 2nd gear?"

When Donny spoke to our group he said that their band witnessed a Metropolitan racing a Cadillac one night as they were returning from a gig. That inspired them to write the "Beep Beep" song but the name "Rambler" won out because it sounded better with the lyrics! I asked Donny what musical instrument they used to make the high pitch "Beep Beep" sound. He said "just a dime store squeeze bulb horn!"

Ken Conner  
So Cal Mets

